



Kingdom of Saudi Arabia
Saudi Food & Drug Authority



Applicant User Manual

Space Warehouse Feed Licenses
GHAD System



Contents

1. Introduction	02
2. Main Dashboard	03
2.1 My request	04
2.2 Actions	05
3. Dashboard	10
3.1 Account statistics: The name and statistics of the number of requests and licenses for the account appear.	10
3.2 Affiliated Accounts: Shows the Affiliated accounts added to the main account.	11
3.3 Account's requests: In this section of the page, the system will display all requests for the specified account.	11
3.4 Notifications: In this section of the page, the system will display account notifications.	12
4. Account services	13
5. Licensing Services	14
5.1 Feed Space from warehouse License	14
5.1.1 New Feed Space from warehouse License	14
5.1.2 Update Feed Space from warehouse License	20
5.1.3 Renew and Update Feed Space from warehouse License	22
5.1.4 Renew Feed Space from warehouse License	25
5.1.5 Cancel Feed Space from Warehouse License	27
5.1.6 Download Feed Space from Warehouse License	30



Introduction

the purpose of this document is to explain how to request services for the external parties.

Feed – space from warehouse licenses

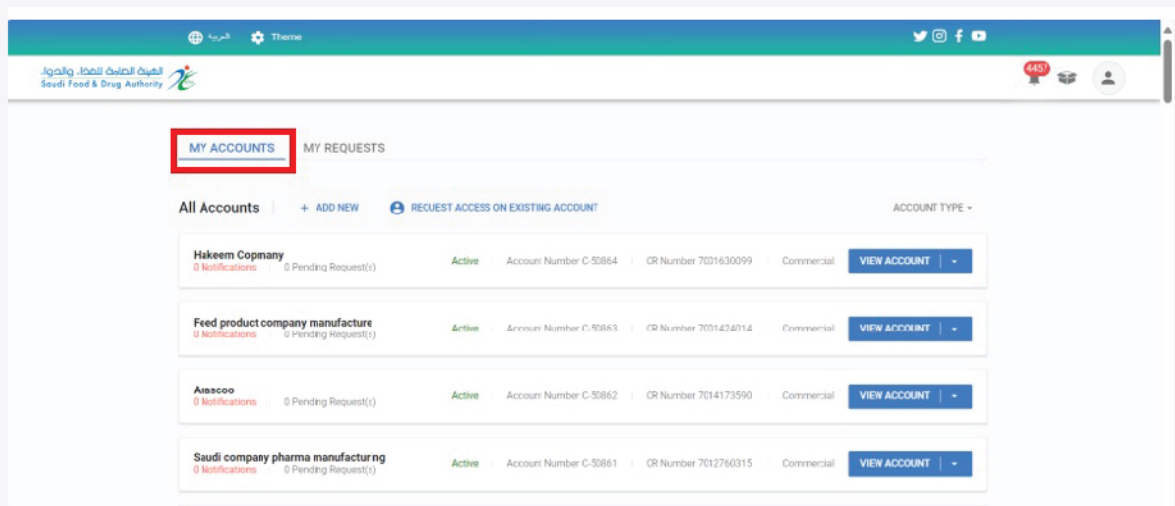
2. Main Dashboard

It is a general page that includes all accounts registered in the system, regardless of their account activities and the services available to them.

In this document, we will present the external user interface and how to apply to view the different customer accounts (individual account, commercial account, government account, customs clearance). If there is more than one account for this user, he can browse the types of accounts and choose the account he wants to use.

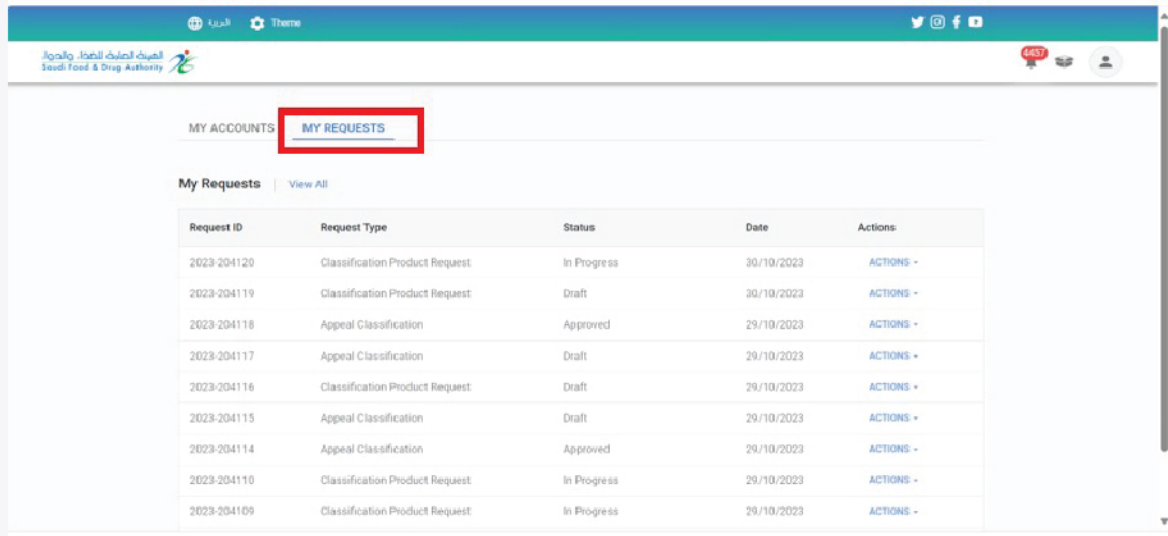
My accounts

The user can browse the available account types by choosing on “My Accounts” on the home page as shown below.



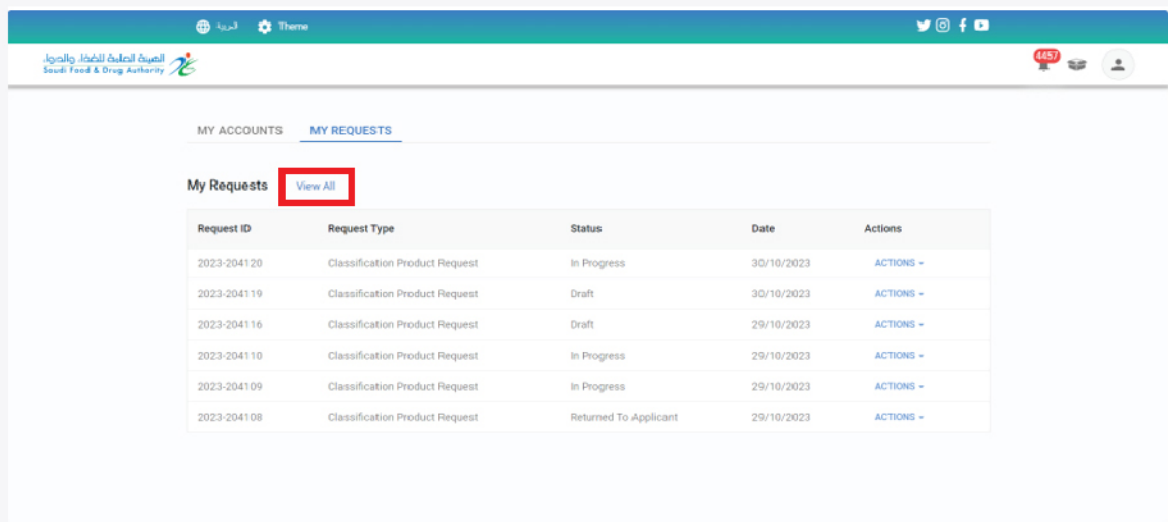
2.1 My request

In this section of the home page, the system will appear all requests for all accounts.



Also, when you click on "View All", the search feature will appear to help you to find the needed requests:

request number - request type - request status - Account name -
Calendar type - request date



The screenshot shows the 'My Requests' page with a filter bar highlighted in red. The filter bar includes fields for Request Number, Request Type, Request Status, Account Name, Calendar Type (Gregorian), and Request Date. Below the filter bar is a table of requests.

Request ID	Request Type	Status	Date	Actions
2023-6654	New Feed Product Registration	Approved	30/10/2023	ACTIONS -
2023-6651	Renew MDMA-2 Request	In Progress	30/10/2023	ACTIONS -
2023-6649	Renew MDMA-1 Request	In Progress	30/10/2023	ACTIONS -
2023-6607	Cancel License	In Progress	23/10/2023	ACTIONS -
2023-6570	New Feed Manufacturer License	In Progress	22/10/2023	ACTIONS -
2023-6569	New Feed Manufacturer License	In Progress	22/10/2023	ACTIONS -

2.2 Actions

you can take action according to the status of the request by clicking on Action:

- draft request: When you create a request without submitting it or by clicking “Save for later”.
 - Action:
 - You can review the request.
 - You can review and update the request when you choose “Update request”.
 - You can delete the request.

The screenshot shows the 'My Requests' page with a filter bar. The filter bar includes fields for Request Number, Request Type, Request Status (Draft), Account Name, Calendar Type (Gregorian), and Request Date. Below the filter bar is a table of requests.

Request ID	Request Type	Status	Date	Actions
2023-3139	New Cosmetic Space Warehouse License	Draft	06/06/2023	View Request Update Request Delete
2023-3137	New Drugs Full Warehouse License	Draft	06/06/2023	
2023-3136	New Fina Food Warehouse License	Draft	06/06/2023	
2023-3135	New Fina Food Warehouse License	Draft	06/06/2023	
2023-3134	New Fina Food Warehouse License	Draft	06/06/2023	ACTIONS -

■ Approved: when final approval by the Food and Drug Authority

□ Action:

- You can review the request “View request”.

The screenshot shows the 'My Requests' page with the following data:

Request ID	Request Type	Status	Date	Actions
2023-6654	New Feed Product Registration	Approved	30/10/2023	View Request
2023-6566	New Authorized Representative License	Approved	19/10/2023	ACTIONS -
2023-6490	New Cosmetic Product Notification	Approved	16/10/2023	ACTIONS -
2023-6435	New Cosmetic Product Notification	Approved	15/10/2023	ACTIONS -
2023-6430	New Food Manufacturer License	Approved	15/10/2023	ACTIONS -
2023-6417	New Cosmetic Product Notification	Approved	15/10/2023	ACTIONS -

■ Rejected: When the request is rejected by the Saudi Food and Drug Authority

□ Action:

- You can review the request “View request”.

The screenshot shows the 'My Requests' page with the following data:

Request ID	Request Type	Status	Date	Actions
2323-5735	New Commercial Account	Rejected	04/09/2023	View Request
2323-5732	New Importer Distributor License	Rejected	04/09/2023	ACTIONS -
2323-5199	New Commercial Account	Rejected	10/08/2023	ACTIONS -
2323-4301	New Food Manufacturer License	Rejected	17/07/2023	ACTIONS -
2323-4069	New Food Manufacturer License	Rejected	13/07/2023	ACTIONS -
2323-3665	Change Food Manufacturer Address And Location	Rejected	19/06/2023	ACTIONS -

- **Make payment:** when the Food and Drug Authority needs to issue an invoice for the request.

- **Action:**

- You can review the request “View request”.
- You can view payment information “Make payment”.
- You can delete the request “Cancel request”.

The screenshot shows the 'My Requests' interface with filters for 'Request Status' set to 'Make Payment'. The table below lists several requests:

Request ID	Request Type	Status	Date	Actions
2023-5389	New Cosmetic Products Full Warehouse License	Make Payment	17/06/2023	View Request
2023-5136	New Drugs Space From Warehouse License	Make Payment	07/06/2023	Make Payment
2023-4980	New MDMA-1 Permission	Make Payment	01/06/2023	Cancel Request
2022-0626	Fees Inspection	Make Payment	13/03/2022	

- **Cancelled:** When the request status is “Pay” and the invoice needs to be cancelled

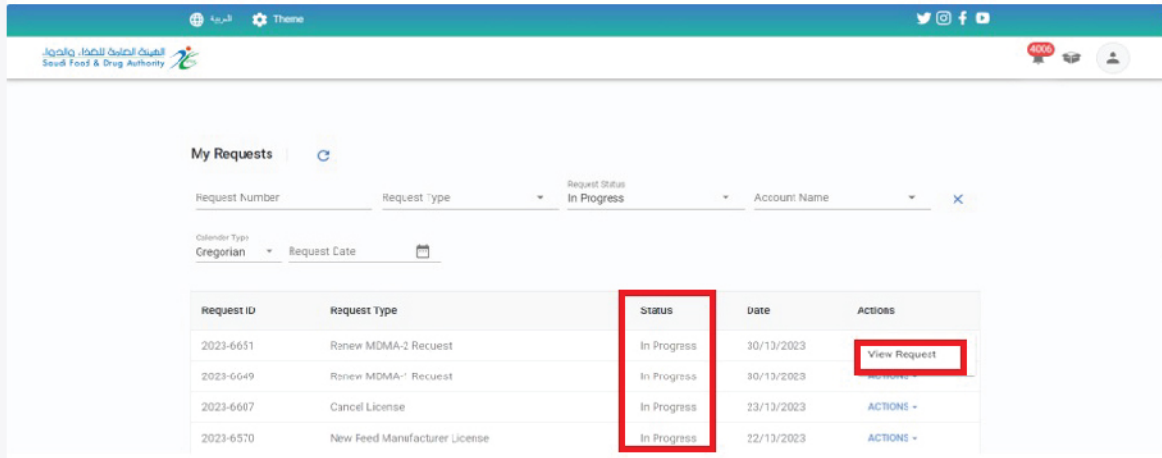
- **Action:**

- You can review the request “View request”.

The screenshot shows the 'My Requests' interface with filters for 'Request Status' set to 'Canceled'. The table below lists several requests:

Request ID	Request Type	Status	Date	Actions
2323-3021	New Quality Assurance and Radiation Measurements Service Providers	Canceled	24/05/2023	View Request
2323-0935	Update Quality Assurance and Radiation Measurements Service Providers	Canceled	06/03/2023	
2322-2469	Renew Low Risk Device	Canceled	24/09/2022	ACTIONS -
2322-1959	New MDMA-1 Permission	Canceled	23/08/2022	ACTIONS -
2322-0875	New Low Risk Device	Canceled	06/04/2022	ACTIONS -

- In Progress: when “sending the request” to the Food and Drug Authority
 - Action:
 - You can review the request “View request”.



Request ID	Request Type	Status	Date	ACTIONS
2023-6651	Renew MDMA-2 Recuest	In Progress	30/13/2023	View Request
2023-6649	Renew MDMA-2 Recuest	In Progress	30/13/2023	View Request
2023-6607	Cancel License	In Progress	23/13/2023	ACTIONS -
2023-6570	New Feed Manufacturer License	In Progress	22/13/2023	ACTIONS -

- Returned to the applicant: When the Food and Drug Authority needs more information from the applicant (where the employee’s comment appears at the top of the page and colored icons next to the field to be modified) to “update the application” and send it again to the Saudi Food and Drug Authority:
 - A green light means that if the request is returned, it cannot modify this field.
 - Orange light means optional field for modification.
 - Red light indicates that if the request is returned to the applicant, he must mandatorily modify this field.

My Requests

Request Number: Request Type: Request Status: Returned To Applicant Account Name: X

Calendar Type: Gregorian Request Date: [Calendar Icon]

Request ID	Request Type	Status	Date	Actions
2023-6409	Cancel License	Returned To Applicant	12/10/2023	View Request
2023-6394	Renew MDMA-1 Request	Returned To Applicant	10/10/2023	Update Request
2023-6139	Update Cosmetic Product Notification	Returned To Applicant	21/09/2023	
2023-6128	Renew & Update Final Food Warehouse License	Returned To Applicant	19/09/2023	ACTIONS -

الرجاء تحديث بيانات الملف الشخصي البريد الإلكتروني، رقم الهوية، رقم الدورية، لأنه سوف يتم إستخدامهم لإرسال رموز التحقق للدخول إلى النظام

تحديث الآن

التعليقات

تفاصيل الرخصة المسارية

تفاصيل الرخصة المسارية

التعليقات والتعليقات

تأكد وتقدم

اسم الشركة: VDCOL Co., Ltd

العنوان كامل: 155, Seongwangcheon-ro, Sheung-ui

البلد: كوريا الجنوبية

المدى: Gyeonggi-do

الرمز البريدي: 301 A

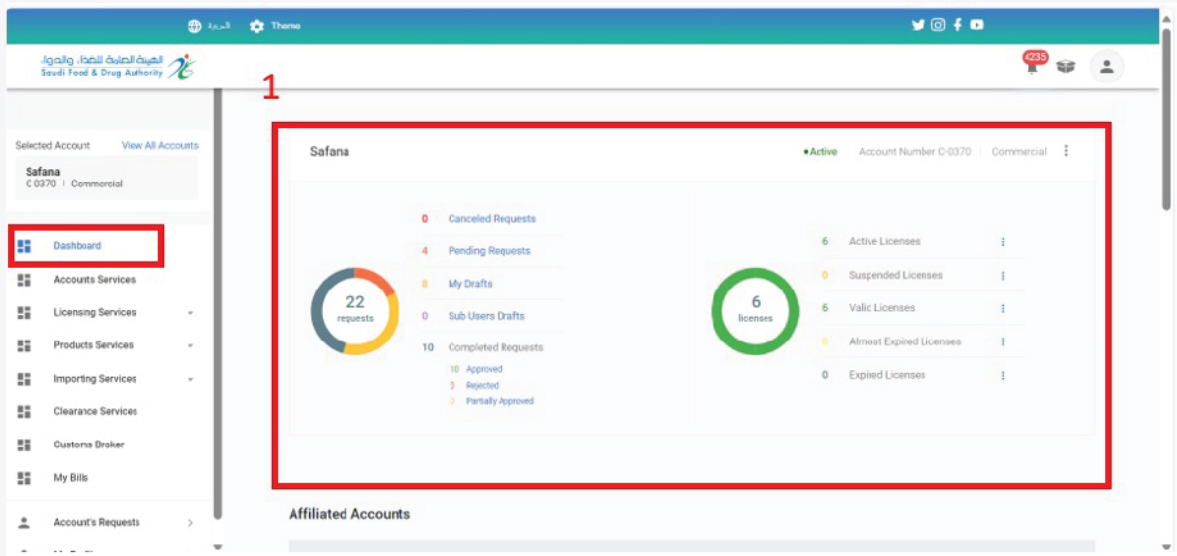
تعلق الموظف المسلم علينا

3. Dashboard

It is a general page that serves all accounts registered in the system, regardless of their account activities and the services available to them.

When you log in to the account and click on “View Account,” the “dashboard” appears on the first page, as shown below.

3.1 Account statistics: The name and statistics of the number of requests and licenses for the account appear.



3.2 Affiliated Accounts: Shows the Affiliated accounts added to the main account.

2

Request ID	Request Type	Status	Date	Actions
2923-3796	New Importing Permission	Draft	21/06/2023	ACTIONS -
2923-3795	New Importer Distributor License	Approved	21/06/2023	ACTIONS -
2923-3793	New Importer Distributor License	Draft	21/06/2023	ACTIONS -
2923-3523	Fees Inspection	Approved	11/06/2023	ACTIONS -

3.3 Account's requests: In this section of the page, the system will display all requests for the specified account.

3

Request ID	Request Type	Status	Date	Actions
2023-3796	New Importing Permission	Draft	21/06/2023	ACTIONS -
2023-3795	New Importer Distributor License	Approved	21/06/2023	ACTIONS -
2023-3793	New Importer Distributor License	Draft	21/06/2023	ACTIONS -
2023-3523	Fees Inspection	Approved	11/06/2023	ACTIONS -
2023-3513	Fees Inspection	In Progress	08/06/2023	ACTIONS -

Your Suspend Account Request: number 2023 2143 has been submitted successfully.
27/04/2023, 04:04 PM DELETE

3.4 Notifications: In this section of the page, the system will display account notifications

The screenshot displays the GHAD system interface. On the left, a sidebar menu includes 'Dashboard', 'Accounts Services', 'Licensing Services', 'Products Services', 'Importing Services', 'Clearance Services', 'Customs Broker', 'My Bills', 'Account's Requests', and 'My Profile'. The 'Dashboard' item is highlighted with a red box. The main content area features a table of licenses and a 'Notifications' section. The table lists licenses with their IDs, names, statuses, dates, and action links. The 'Notifications' section, highlighted with a red box, contains five messages with 'DELETE' buttons. A red number '4' is positioned to the left of the notifications section.

License ID	License Name	Status	Date	Actions
2023-3795	New Importer Distributor License	Approved	21/06/2023	ACTIONS -
2023-3793	New Importer Distributor License	Draft	21/06/2023	ACTIONS -
2023-3523	Fees Inspection	Approved	11/06/2023	ACTIONS -
2023-3513	Fees Inspection	InProgress	08/06/2023	ACTIONS -

Notifications

- Your Suspend Account Request number 2023-2144 has been submitted successfully. 27/04/2023, 04:04 PM [DELETE](#)
- We received payment for your Request, Inspection Fees Request number 2023-3523 11/06/2023, 08:55 AM [DELETE](#)
- Your Update Commercial Account request has been submitted successfully, and its review will take 1 working days 26/01/2023, 10:28 AM [DELETE](#)
- Your New Importer And Distributor License request has been submitted successfully, and its review will take 2.5 working days 08/06/2023, 12:20 PM [DELETE](#)
- Your Local Manufacturer request has been submitted successfully, and its review will take 6 working days 08/06/2023, 12:05 PM [DELETE](#)

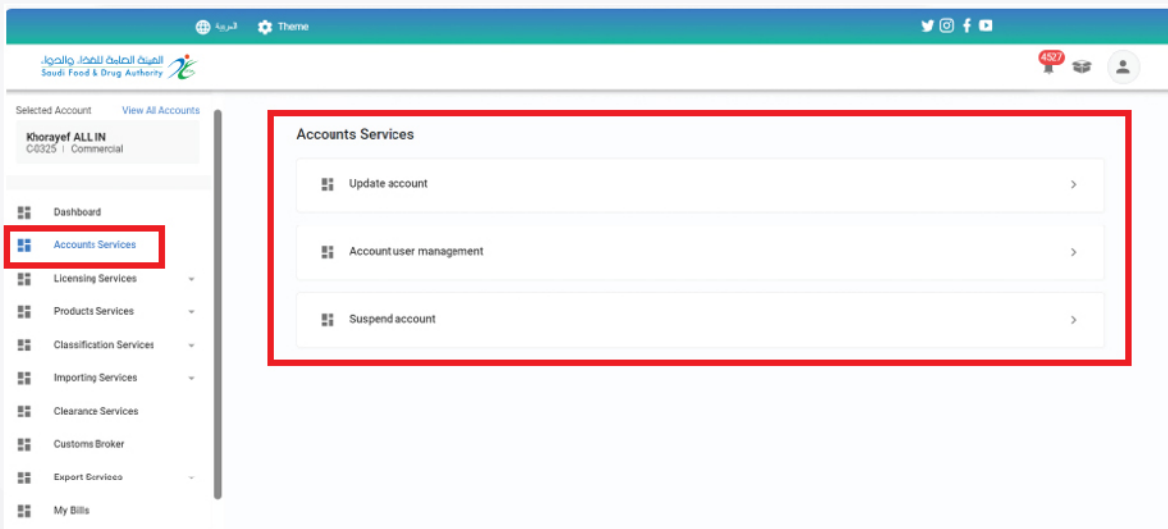
4. Account services

It is a general page that serves all accounts registered in the system, regardless of their account activities and the services available to them.

If you choose account services, you will also see the types of services (Update account, account user management, suspend account) depending on the account type. When you choose one of the options, the data related to the selected type appears.

Services for each account type are as follows:

- Commercial Account:
 - Update Account: Through it you can submit a request to update current account data.
 - Account user management: Through it you can manage the account permissions.
 - Suspend account: Through this you can submit a request to suspend account services.
- Government account – broker account – individual account:
 - Account update: Through it you can submit a request to update current account data.



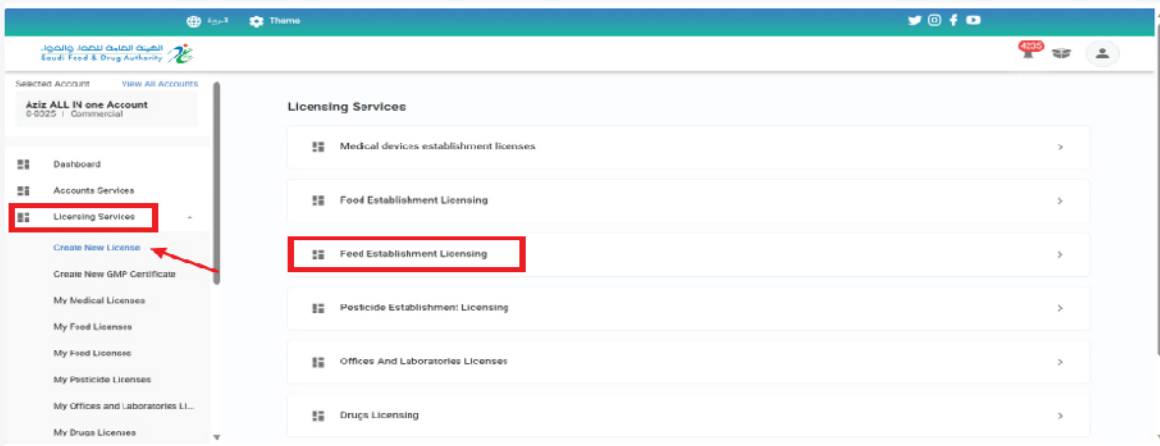
5 Licensing Services

5.1 Feed Full Warehouse License

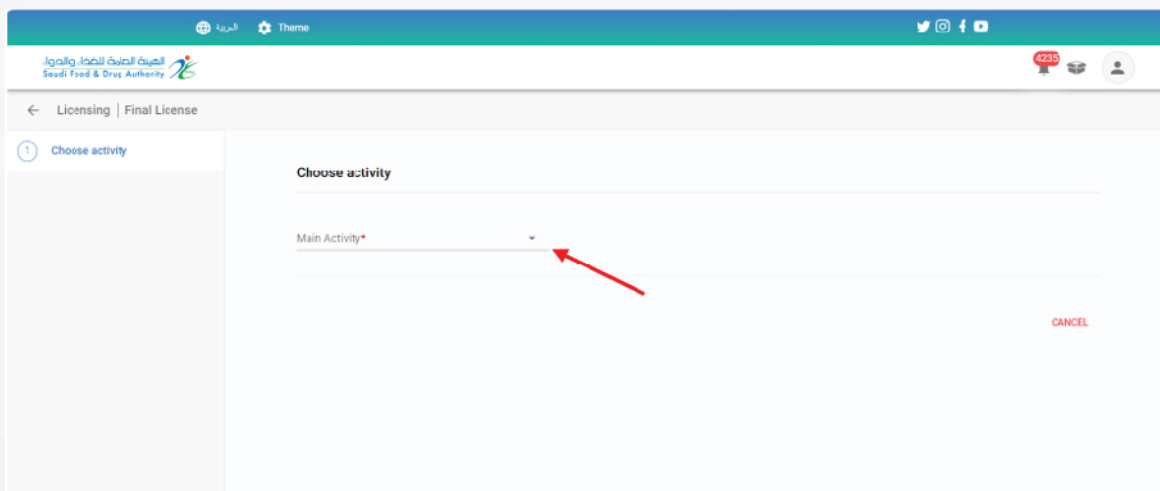
5.1.1 New Feed Full Warehouse License

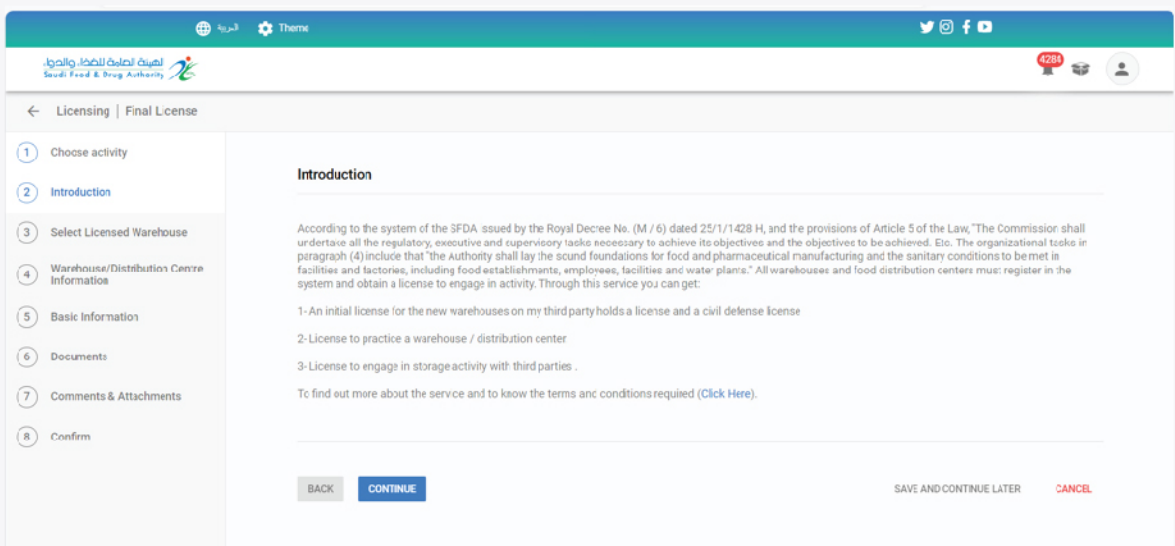
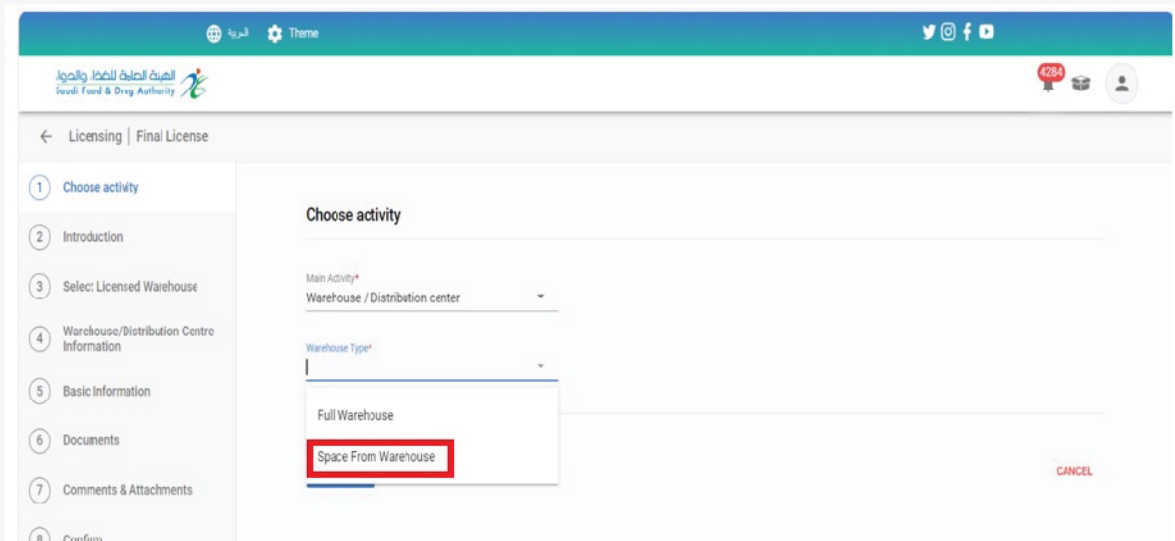
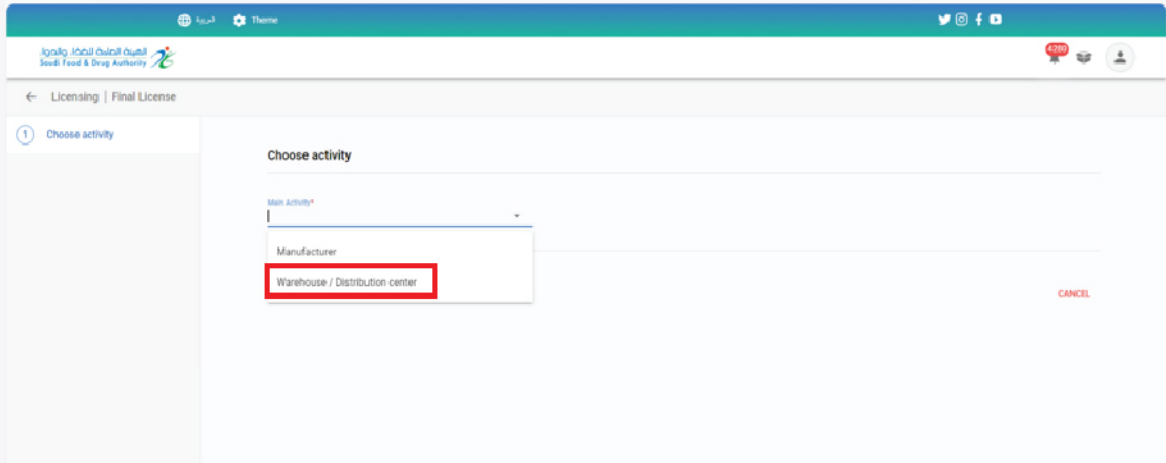
To request new feed Full Warehouse license at the Food and Drug Authority (the account must include a feed domain), follow the below steps:

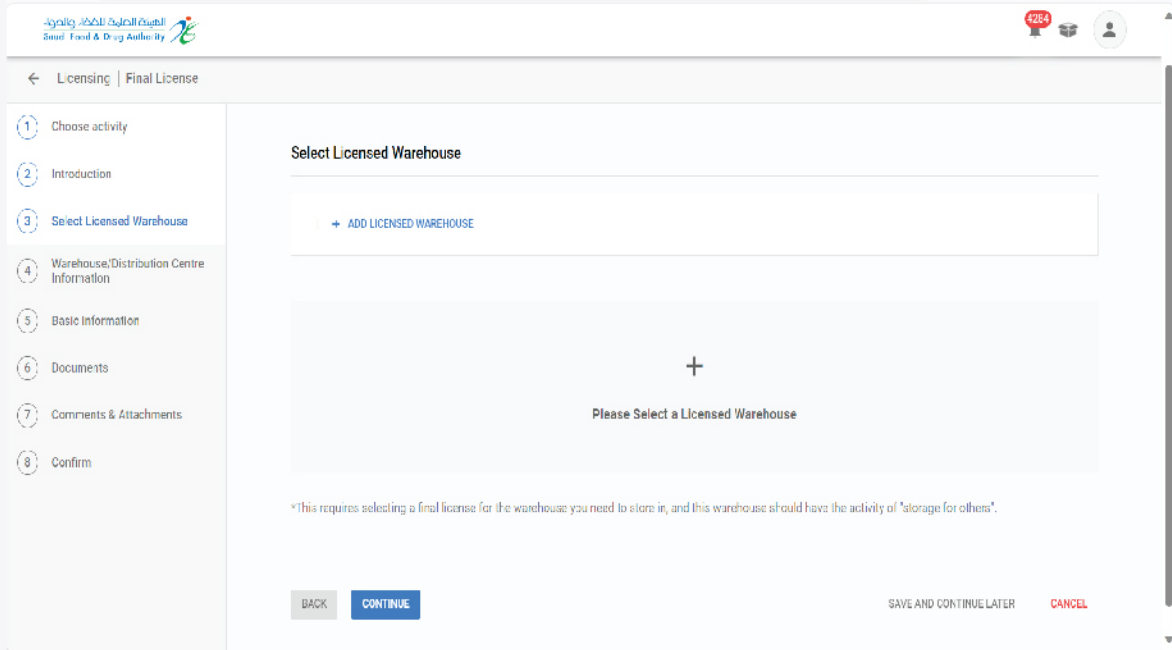
- 1- Licensing services
- 2- Create new license.
- 3- Feed Establishment licensing



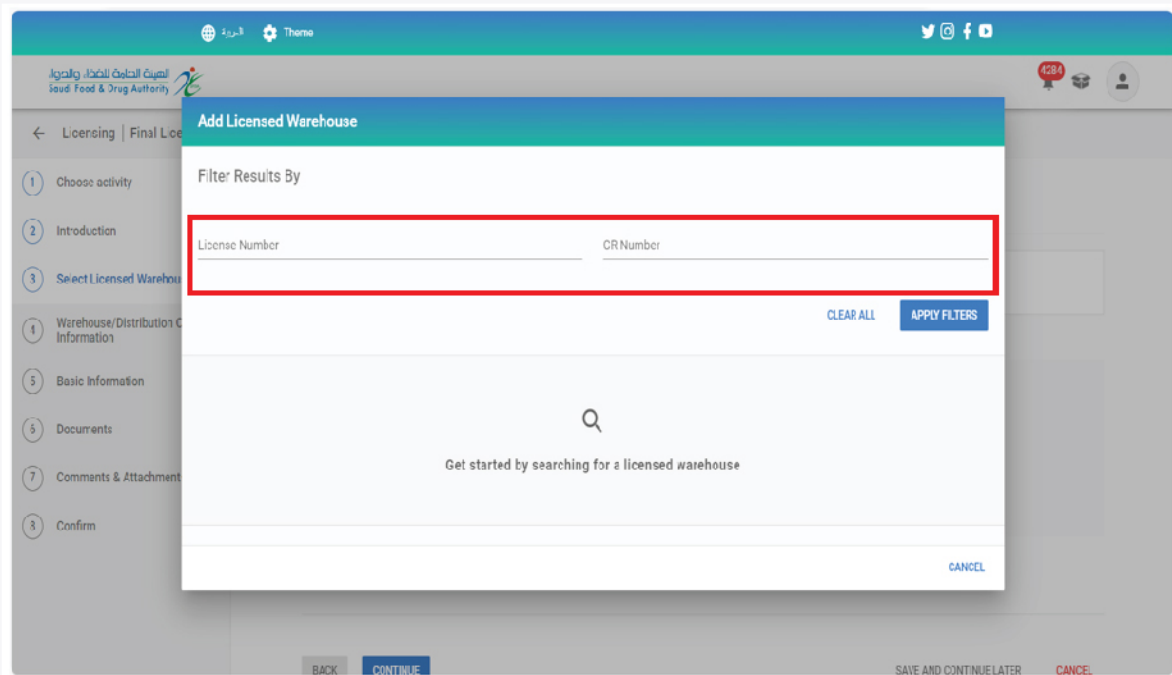
Then start filling the template of the New Feed Space from Warehouse License Request until you reach. The last section: “Confirm and Submit







Select from full warehouse licenses previously added in the Ghad system.



This screenshot shows the 'Warehouse/Distribution Centre Information' step in the licensing process. The left sidebar contains a progress indicator with 8 steps, where step 4 is highlighted. The main content area has the following fields:

- Warehouse/Distribution Centre Arabic Name:** لتراتك ايدان لوجستية
- Warehouse/Distribution Centre Name English:** Aziz ALL IN one Account
- License Years*:** A dropdown menu.
- Space*:** A text input field.

At the bottom, there are three buttons: 'BACK', 'CONTINUE', and 'SAVE AND CONTINUE LATER CANCEL'.

This screenshot shows the 'Basic Information' step in the licensing process. The left sidebar highlights step 5. The main content area includes:

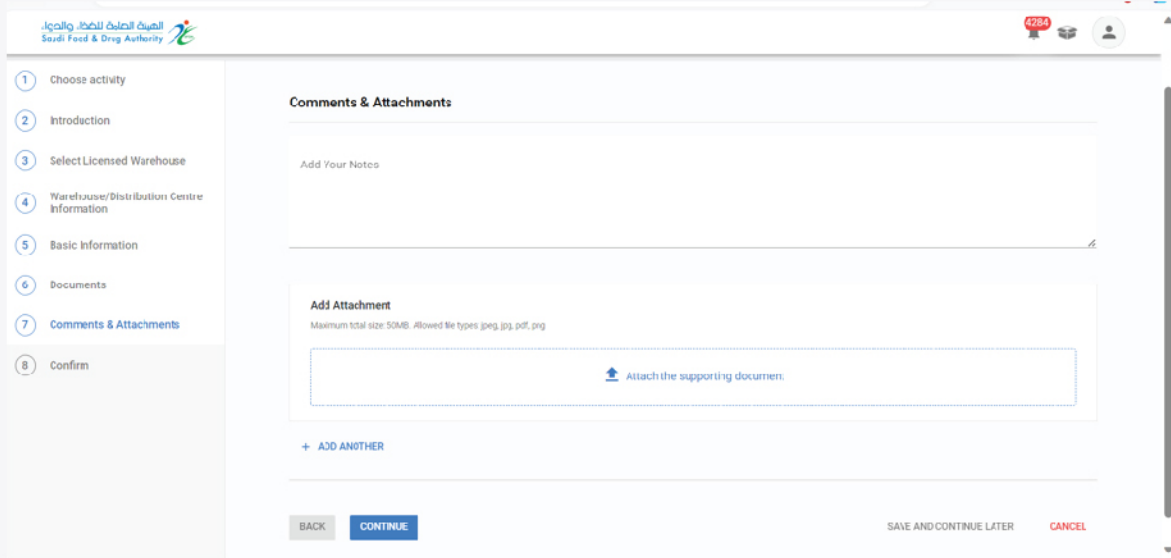
- Activity Type:** Two checkboxes are checked: 'Storage For Others' and 'Animals Feed Storage Warehouse'.

The bottom navigation buttons are 'BACK', 'CONTINUE', and 'SAVE AND CONTINUE LATER CANCEL'.

This screenshot shows the 'Documents' step in the licensing process. The left sidebar highlights step 6. The main content area features:

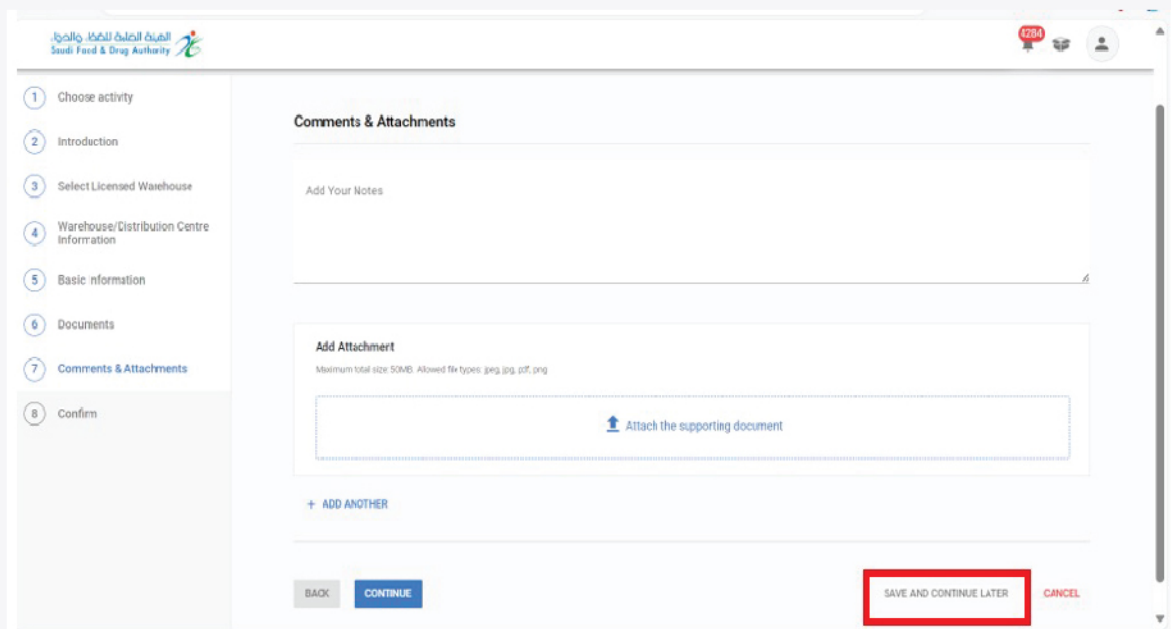
- Copy of lease from the main warehouse*:** A text input field with an upload icon and the text 'Attach the supporting document'.
- Maximum file size:** 25MB. Allowed file types: jpeg, jpg, pdf, png.

The bottom navigation buttons are 'BACK', 'CONTINUE', and 'SAVE AND CONTINUE LATER CANCEL'.



You can save the request to continue later when you click “Save and continue later.”

On click Save and continue later, you can access the request from “My request” page with status Draft, with access to view the request or update it.



After completing filling the request, you must approve the pledge and then click “Submit.”

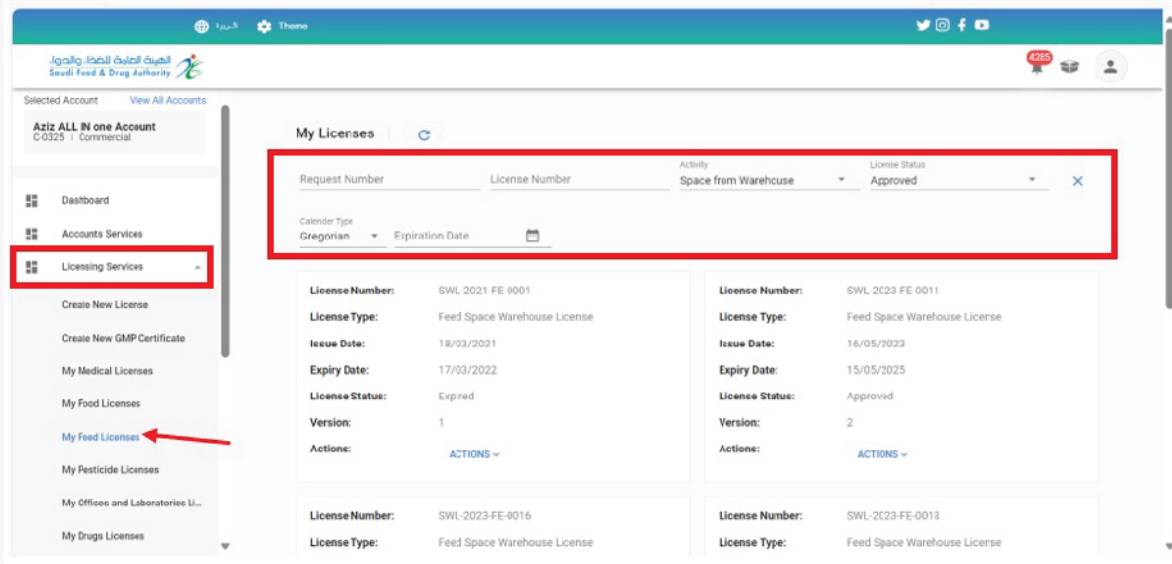
The screenshot shows the 'Confirm' step of the licensing process. On the left, a vertical navigation menu lists steps 1 through 8, with 'Confirm' (step 8) highlighted. The main content area is titled 'Confirm' and contains a declaration text. Below the text, there is a checkbox labeled 'I agree on the declaration terms and conditions', which is highlighted with a red box. At the bottom of the form, there are three buttons: 'BACK', 'SUBMIT' (highlighted with a red box), and 'SAVE AND CONTINUE LATER CANCEL'.

You will receive an “request Number” after submitting your request.

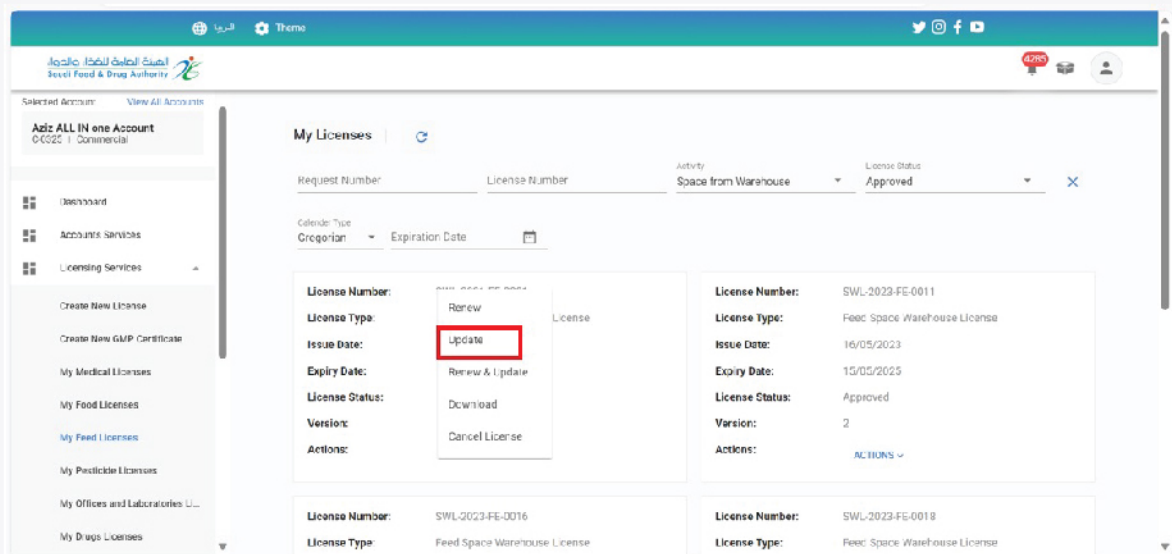
The screenshot shows the confirmation message after the request has been submitted. The main content area displays the text 'Your request has been sent for processing.' Below this, the 'Request Number: 2023-7116' is shown, with the number '2023-7116' highlighted in a red box. At the bottom, there are links for 'Account Dashboard' and 'My Requests'.

5.1.2 Update Feed Full Warehouse License

To Request Update Feed Space from Warehouse License at the Saudi Food and Drug Authority, you can select “Licensing Services” then “My Feed Licenses”, the obtained and approved licenses will appear for you, and you can get the license using search engines.



To Update Feed Space from Warehouse License, click on “Actions”, and choose “Update”.



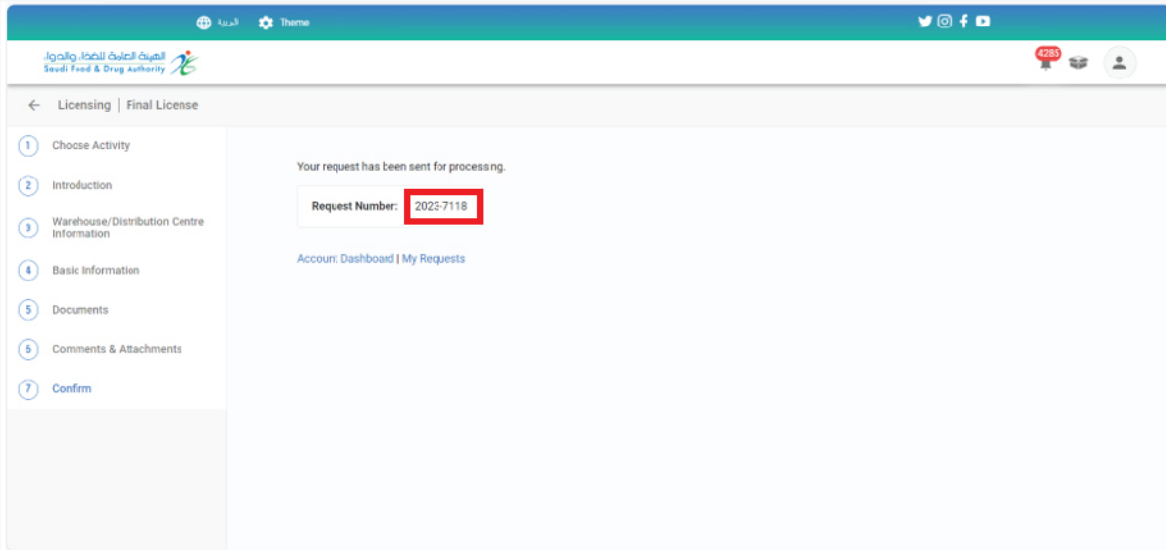
start filling the required data and click “Continue” until you reach the final step, “Confirm and Submit.”

The screenshot shows the 'Choose Activity' step of the licensing process. The left sidebar contains a list of steps: 1. Choose Activity, 2. Introduction, 3. Warehouse/Distribution Centre Information, 4. Basic Information, 5. Documents, 6. Comments & Attachments, and 7. Confirm. The main content area is titled 'Choose Activity' and contains the following information: 'Main Activity: Warehouse / Distribution center', 'Warehouse Type: Space From Warehouse', and 'Does establishment exist and has municipality license or SFDA license: No'. At the bottom of the main content area, there are two buttons: a blue 'CONTINUE' button and a red 'CANCEL' button.

After completing filling the data form and arriving to “Confirm and Submit” step, you must approve the pledge and then click “Submit”

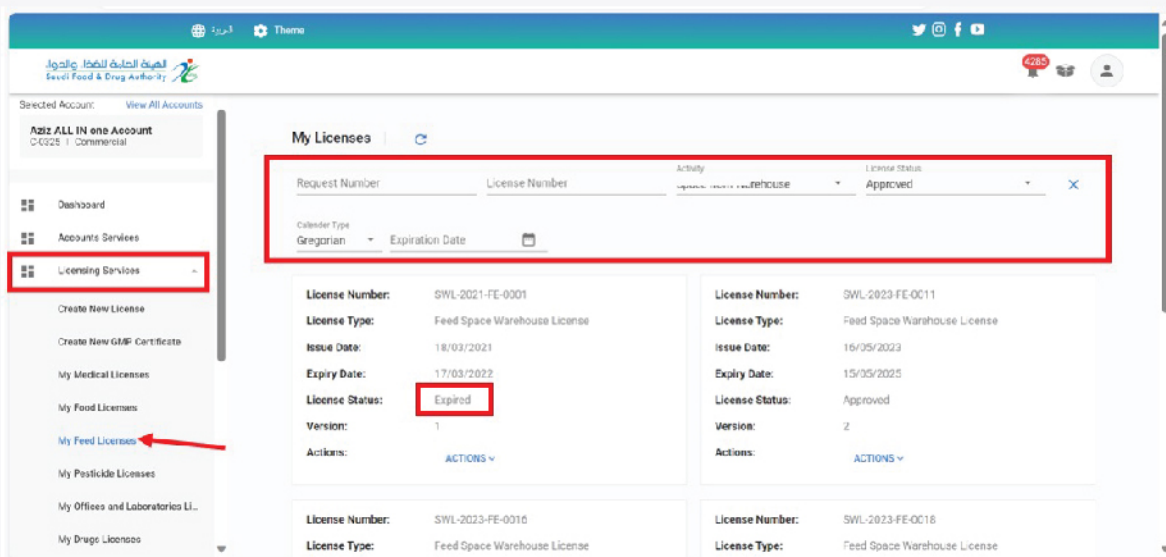
The screenshot shows the 'Confirm' step of the licensing process. The left sidebar contains a list of steps: 1. Choose Activity, 2. Introduction, 3. Warehouse/Distribution Centre Information, 4. Basic Information, 5. Documents, 6. Comments & Attachments, and 7. Confirm. The main content area is titled 'Confirm' and contains a declaration text: 'I promise that all statements mentioned in this application have been filled out with my knowledge and will, and if it appears otherwise, I acknowledge and bear the consequent penalty. I undertake not to violate the technical regulations and standard specifications related to the type of activity, and comply with all circulars issued by the Commission. I undertake to modify the information of the facility in case of any change. I read the Food System of the General Authority for Food and Drugs issued by Royal Decree No. 475 dated 25/12/1435 e (published on the website of the Commission) and I undertake to abide by what is stated therein and any circulars and decisions issued by the Commission. I also undertake to abide by any future regulations approved by the SFDA. I have read all the provisions of the Executive Regulations of the Food System issued by the Board of Directors Resolution No. (3/16/1439) dated 9/4/1439 AH (published on the website of the Authority) and I undertake to abide by what is stated therein and any circulars and decisions issued by the Commission. I also undertake to abide by any future regulations approved by the SFDA.' Below the text, there is a checkbox labeled 'I agree on the declaration terms and conditions'. At the bottom of the main content area, there are three buttons: a grey 'BACK' button, a blue 'SUBMIT' button, and a red 'SAVE AND CONTINUE LATER' button, with a red 'CANCEL' button to the right.

You will receive an “request Number” after submitting your request.

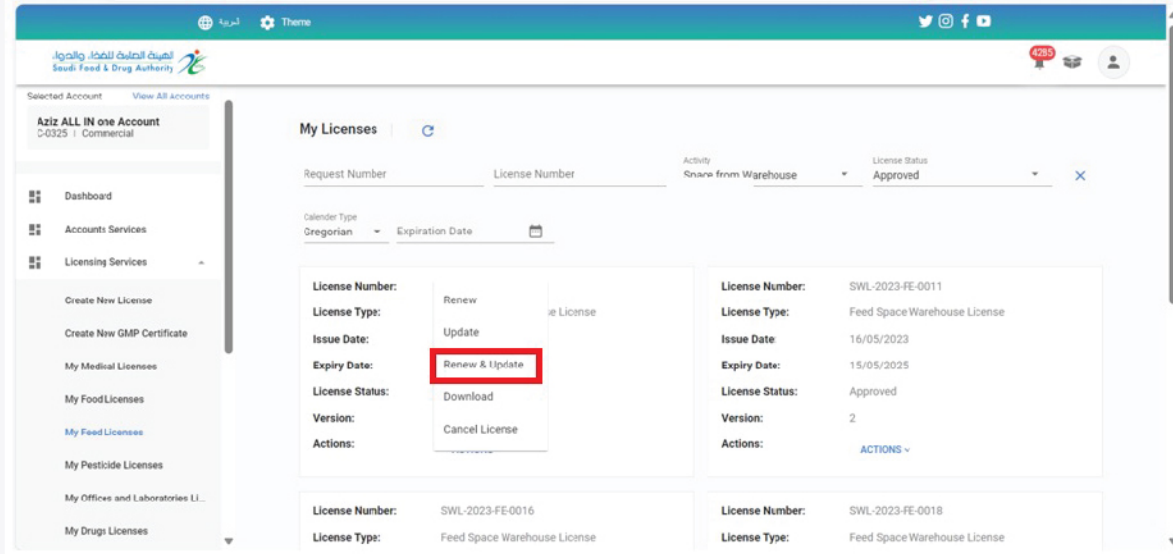


5.1.3 Renew and Update Feed Space from warehouse License

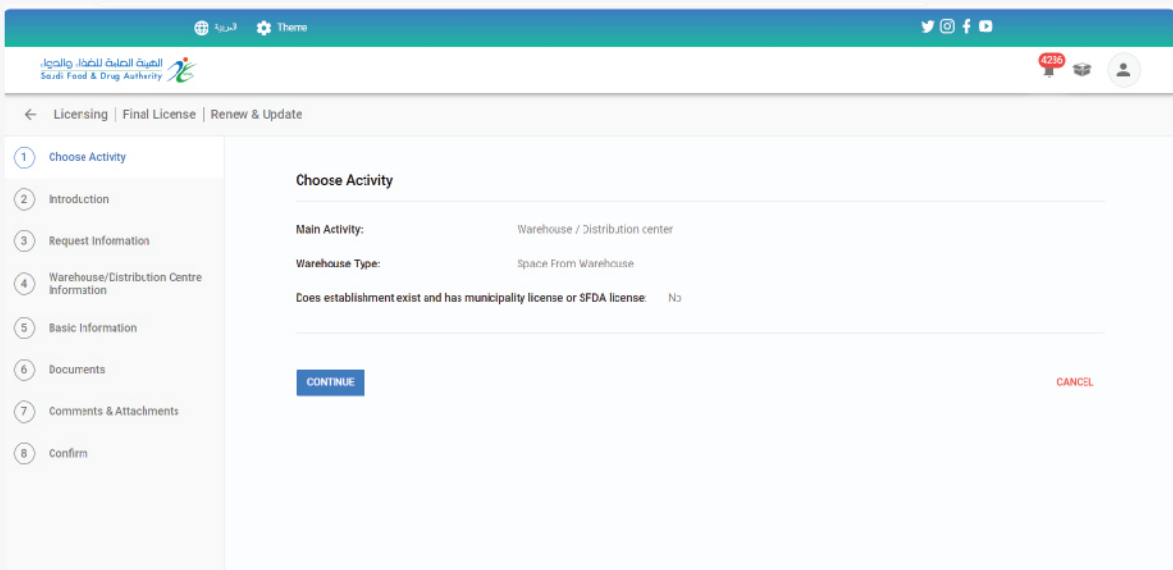
To Request Renew and Update License at the Saudi Food and Drug Authority, you can select “Licensing Services” then “My Feed Licenses” the obtained and approved licenses will appear for you. It is permitted to submit the request before 60 days of the expiry date of the license or if the license status is “Expired” and you can get the license using search engines



To Renew and Update Feed Space from Warehouse License, click on “Actions” and choose “Renew & Update”.



start filling the required data and click “Continue” until you reach the final step, “Confirm and Submit.”



After completing filling, the data form and arriving to “Confirm and Submit” step, you must approve the pledge and then click “Submit.”

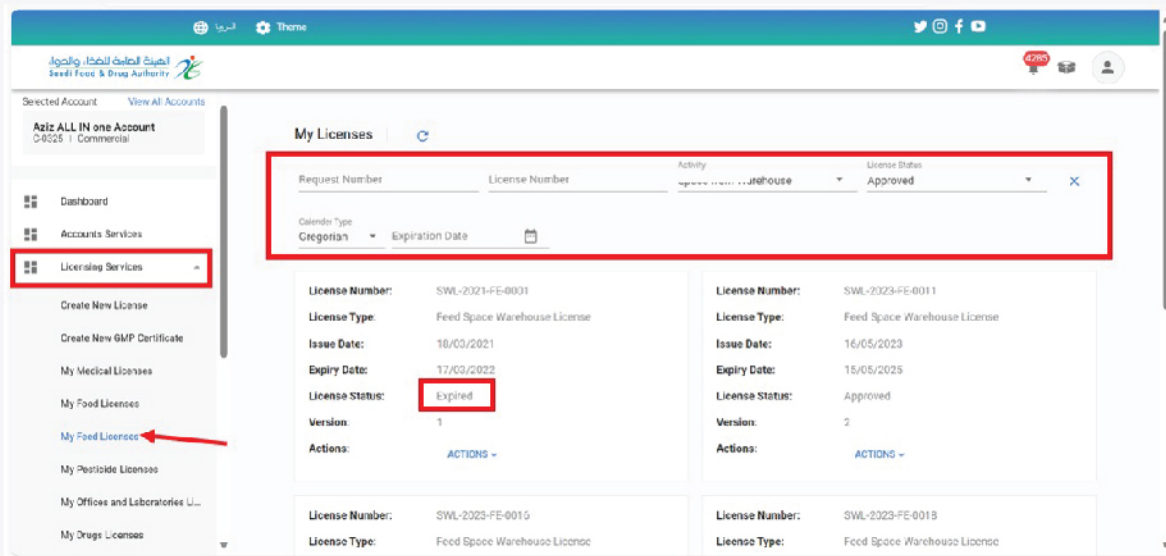
The screenshot shows the 'Confirm' step of the application process. On the left, a vertical list of steps is shown, with '8 Confirm' selected. The main content area is titled 'Confirm' and contains a declaration text: 'I promise that all statements mentioned in this application have been filled out with my knowledge and will, and if it appears otherwise, I acknowledge and bear the consequent penalty. I undertake not to violate the technical regulations and standard specifications related to the type of activity, and comply with all circulars issued by the Commission. I undertake to modify the information of the facility in case of any change. I read the Food System of the General Authority for Food and Drugs Issued by Royal Decree No. 475 dated 26/12/1435 e (published on the website of the Commission) and I undertake to abide by what is stated therein and any circulars and decisions issued by the Commission. I also undertake to abide by any future regulations approved by the SFDA. I have read all the provisions of the Executive Regulations of the Food System issued by the Board of Directors Resolution No. (3/16/1439) dated 9/4/1439 AH (published on the website of the Authority) and I undertake to abide by what is stated therein and any circulars and decisions issued by the Commission. I also undertake to abide by any future regulations approved by the SFDA.' Below the text is a checkbox labeled 'I agree on the declaration terms and conditions', which is highlighted with a red box. Below the checkbox are two buttons: 'BACK' and 'SUBMIT', with 'SUBMIT' highlighted in red. To the right of these buttons are the options 'SAVE AND CONTINUE LATER' and 'CANCEL'.

You will receive an “request Number” after submitting your request.

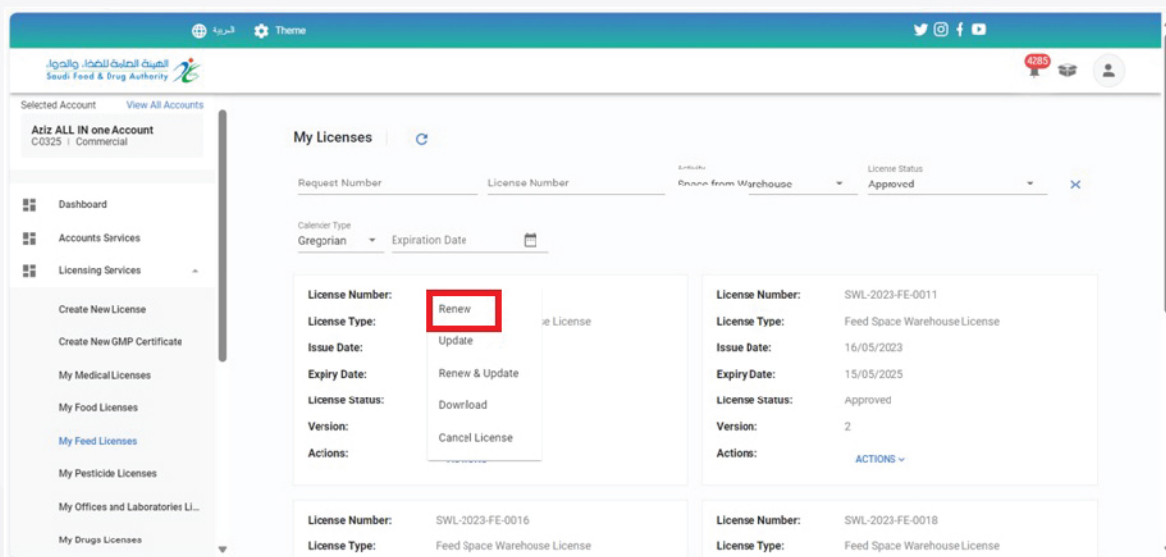
The screenshot shows the 'Final License' step of the application process. On the left, a vertical list of steps is shown, with '8 Confirm' selected. The main content area displays a message: 'Your request has been sent for processing.' Below the message, the 'Request Number: 2023-7116' is displayed, with the number highlighted in a red box. Below the request number are links for 'Account Dashboard' and 'My Requests'.

5.1.4 Renew Feed Space Warehouse License

To Request Renew feed Space from Warehouse License at the Saudi Food and Drug Authority, you can select “Licensing Services” then “My Feed Licenses,” the licenses obtained will appear for you. It is permitted to submit the request before 60 days of the expiry date of the license or if the license status is “Expired” and you can get the license using search engines.



To Renew Feed Space from Warehouse License, click on “Actions” and choose “Renew”.



start filling the required data and click “Continue” until you reach the final step, “Confirm and Submit.”

Choose Activity

Main Activity: Warehouse / Distribution center

Warehouse Type: Space From Warehouse

Does establishment exist and has municipality license or SFDA license: No

CONTINUE CANCEL

After completing the data form and arriving to the “Confirm and Submit” step, you must approve the pledge and then click Submit.

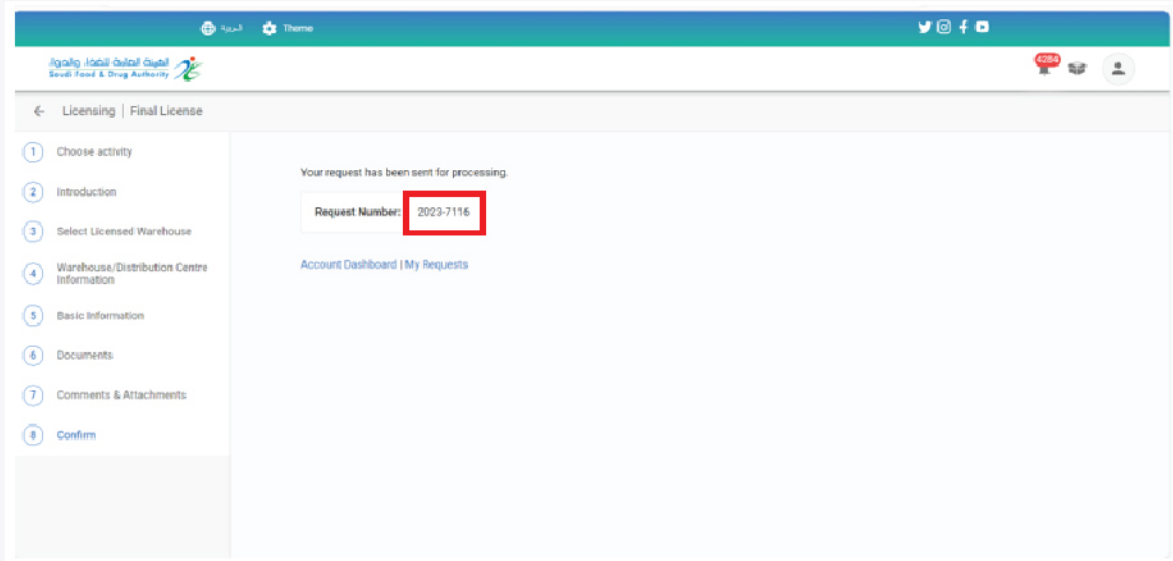
Confirm

I promise that all statements mentioned in this application have been filled out with my knowledge and will, and if it appears otherwise, I acknowledge and bear the consequent penalty.
I undertake not to violate the technical regulations and standard specifications related to the type of activity, and comply with all circulars issued by the Commission.
I undertake to modify the information of the facility in case of any change.
I read the Food System of the General Authority for Food and Drugs issued by Royal Decree No. 475 dated 26/12/1435 e (published on the website of the Commission) and I undertake to abide by what is stated therein and any circulars and decisions issued by the Commission. I also undertake to abide by any future regulations approved by the SFDA.
I have read all the provisions of the Executive Regulations of the Food System issued by the Board of Directors Resolution No. (3/16/1439) dated 9/4/1439 AH (published on the website of the Authority) and I undertake to abide by what is stated therein and any circulars and decisions issued by the Commission. I also undertake to abide by any future regulations approved by the SFDA.

I agree on the declaration terms and conditions

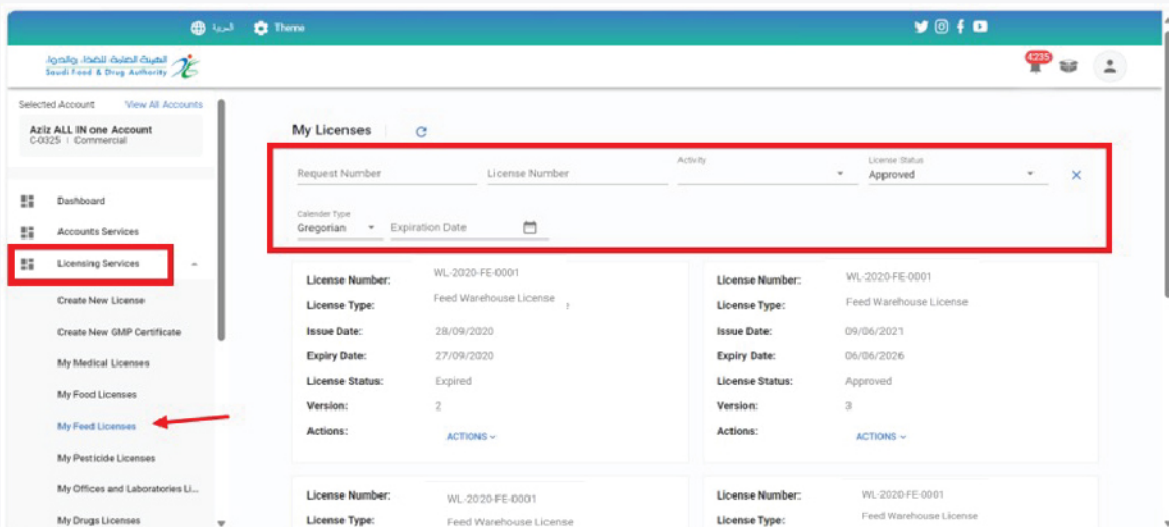
BACK SUBMIT SAVE AND CONTINUE LATER CANCEL

You will receive an “request Number” after submitting your request.

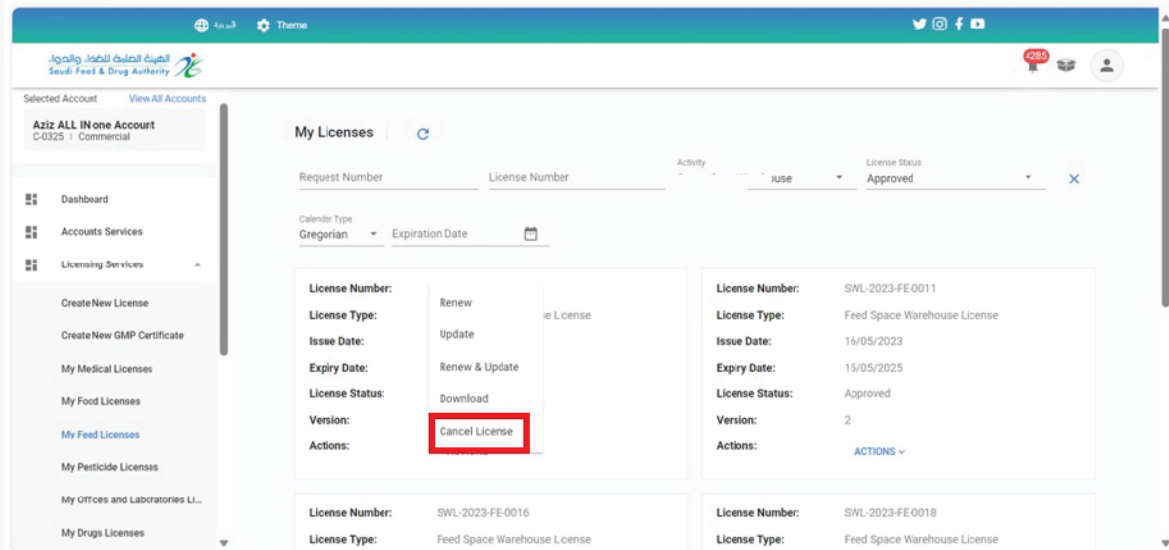


5.1.5 Cancel Feed Space Warehouse License

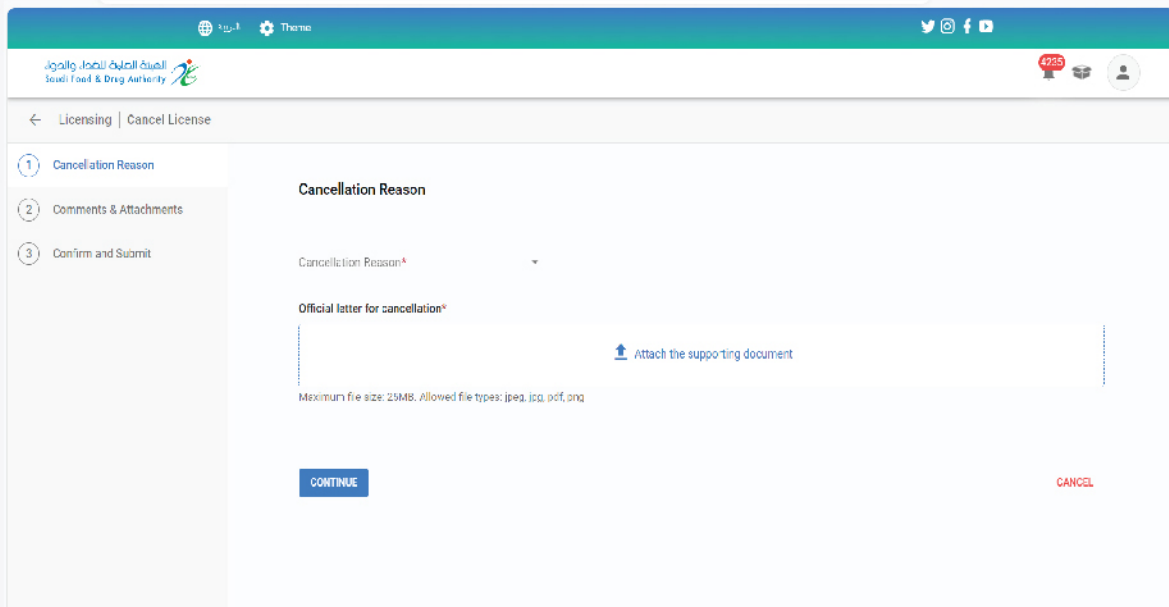
To Request Cancel Feed Manufacture License at the Food and Drug Authority, you can select “Licensing Services” then “My Feed Licenses,” the licenses obtained will appear for you, and you can obtain the license using search engines.



To cancel Feed Space from Warehouse License, click on “Actions” and choose “Cancel License”.



Fill in the “Reason for Cancellation of License” and “Official Letter for Cancellation” and click on “Continue” until you reach the final step, then “Confirm and Submit.”



After completing the data form and arriving to “Confirm and Submit” step, you must approve the pledge and then click Submit.

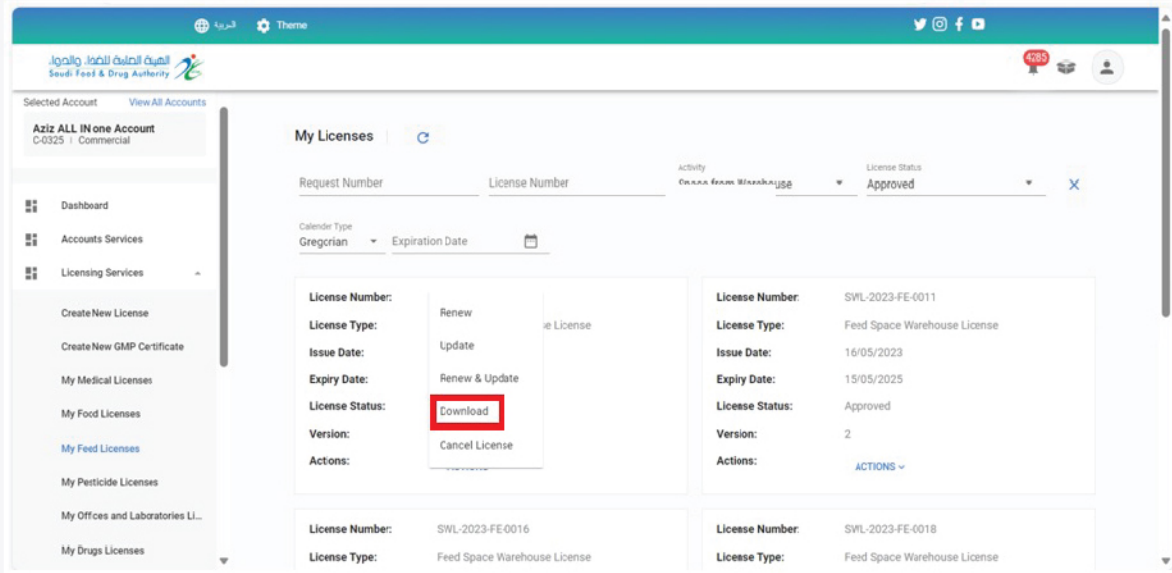
The screenshot displays the 'Confirm and Submit' interface. At the top, it shows the Saudi Food & Drug Authority logo and navigation options. The main content area includes a draft number '2023-7111' and a 'Confirm and Submit' heading. A confession statement is provided, followed by a checkbox labeled 'I Agree on above Declaration' which is highlighted with a red box. Below the checkbox, there is a 'SUBMIT' button, also highlighted with a red box. Other buttons visible are 'BACK', 'SAVE AND CONTINUE LATER', and 'CANCEL'.

You will receive an “request Number” after submitting your request.

The screenshot shows the confirmation screen after submission. It features the Saudi Food & Drug Authority logo and navigation. The main content area displays the message 'Your request has been sent for processing.' Below this, the 'Request Number: 2023-7112' is shown and highlighted with a red box. The left sidebar indicates that the 'Confirm and Submit' step is the current active step.

5.1.6 Download Feed Space Warehouse License

You can download license by clicking on "Actions" and choosing "Download".



<p>KINGDOM OF SAUDI ARABIA Saudi Food & Drug Authority Operations Sector</p>	<p>رؤية VISION 2030</p>	<p>المملكة العربية السعودية الهيئة العامة للغذاء والدواء قطاع العمليات</p>
<p>Executive Department of registration and licensing</p>		<p>الإدارة التنفيذية للتسجيل والتراخيص</p>
<p>رخصة منشأة علفية Feed Establishment License</p>		
<p>تشهد الهيئة العامة للغذاء والدواء بأن:</p>		
<p>Saudi food and drug authority certifies that:</p>		
<p>Is licensed by the Saudi Food and drug Authority to operate in the field of Feed pursuant to the Feed Regulation for the activities defined in the license.</p>		
<p>لديها رخصة للعمل في مجال الأعلاف بموجب لوائح الهيئة لممارسة الأنشطة المحددة بهذه الرخصة</p>		
<p>Establishment Type:</p>	<p>Warehouse</p>	<p>مستودع</p>
<p>Account number:</p>	<p>نوع المنشأة:</p>	
<p>CR number:</p>	<p>رقم الحساب:</p>	
<p>Issuing date/ Expiry date:</p>	<p>رقم السجل التجاري:</p>	
<p>Issuance Type:</p>	<p>تاريخ الاصدار / تاريخ الانتهاء:</p>	
<p>License number:</p>	<p>نوع الاصدار:</p>	
<p>City:</p>	<p>رقم الرخصة:</p>	
<p>District/Street:</p>	<p>المدينة:</p>	
<p>Establishments Licensing Department Director</p>		<p>مدير إدارة تراخيص المنشآت</p>
 <p>إدارة ترخيص المنشآت</p>		 <p>م. احمد بن عبدالله رجب</p>
<p>Page 1 of 3</p>		

KINGDOM OF SAUDI ARABIA Saudi Food & Drug Authority Operations Sector	رؤية 2030 VISION	المملكة العربية السعودية الهيئة العامة للغذاء والدواء قطاع العمليات
Executive Department of registration and licensing		الإدارة التنفيذية للتسجيل والتراخيص
رخصة منشأة علفية Feed Establishment License		
Activity of Warehouse / Distribution Center	نشاط المستودع / مركز التوزيع	
<input checked="" type="checkbox"/> Feed Storage warehouse <input checked="" type="checkbox"/> Section inside a Warehouse	<input checked="" type="checkbox"/> مخازن أغذية وأغلاف الحيوانات (المستودعات) <input checked="" type="checkbox"/> مستاجر مساحة داخل مستودع	
<ul style="list-style-type: none">● Main warehouse lessor● Commercial Registration No.	<ul style="list-style-type: none">● المؤجر الرئيسي● رقم السجل التجاري	
Establishments Licensing Department Director		مدير إدارة تراخيص المنشآت
 الهيئة العامة للغذاء والدواء Saudi Food & Drug Authority إدارة تراخيص المنشآت	Page 2 of 3	 م. أحمد بن عبدالله رجب

KINGDOM OF SAUDI ARABIA
Saudi Food & Drug Authority
Operations Sector

رؤية
2030
VISION

المملكة العربية السعودية
الهيئة العامة للغذاء والدواء
قطاع العمليات

Executive Department of
registration and licensing



الإدارة التنفيذية
للتسجيل والتراخيص

ترخيص منشأة علفية
Feed Establishment License

1- فتح هذا الترخيص للمستودع/مركز توزيع حسب السجل التجاري والموقع المذكور في الترخيص البندي ولا يمكن استخدامه في فرع أو موقع آخر للمستودع.

2- لا يجوز توسعة المستودع/مركز التوزيع الحاصل على هذا الترخيص أو تغيير موقعه دون الحصول على موافقة مسبقة من الهيئة.

3- في حال رغبة المستودع / مركز التوزيع بتعديل بياناته في السجل التجاري فيجب إشعار الهيئة بذلك.

4- يجب على المنشأة العلفية تسجيل جميع منتجاتها المصنعة محلياً/خارجياً في النظام الإلكتروني لتسجيل المنتجات العلفية الخاص بالهيئة العامة للغذاء والدواء قبل تداولها في السوق المحلي.

5- يجب على المستودع / مركز التوزيع الالتزام بتطبيق جميع اللوائح الفنية والمواصفات القياسية السعودية/الخليجية المعتمدة ذات العلاقة والتعاميم الصادرة من الهيئة والمنعقدة بالمنشآت والمنشآت العلفية.

6- على المستودع / مركز التوزيع التقدم بطلب التجديد للترخيص عبر النظام الإلكتروني وذلك قبل (90 يوم) من تاريخ انتهاء الترخيص الحالي.

7- لا يحق للمنشأة استخدام هذا الترخيص في أي مادة دعائية أو تسويقية، وحق للهيئة في حال قيام المنشأة بذلك اتخاذ الإجراءات القانونية بحق المنشأة.

8- يعتبر الترخيص لغى في حالة إجراء أي تعديل أو مسح أو تغيير في البيانات.

9- يجب أن يكون الترخيص موجود بالمنشأة العلفية ومتاح في جميع الأوقات عند طلبه من قبل مفتشي الهيئة.



Page 3 of 3



Saudi_FDA

www.sfda.gov.sa